RoHS

REVISIONS					
ZONE	LTR	DESCRIPTION	EO	DATE	APVD
	A	INITIAL RELEASE	0213	*on file*	*on file*

-00

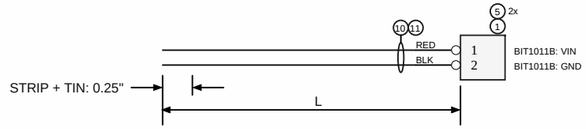

-01

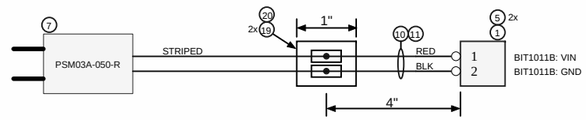

-10

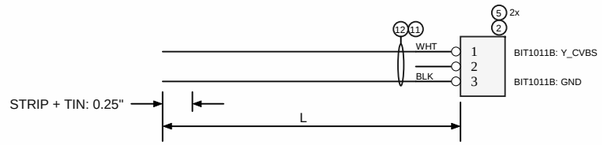

-11

L-COM CTL1R-1
1 meter dual RCA
Lmax = 1m

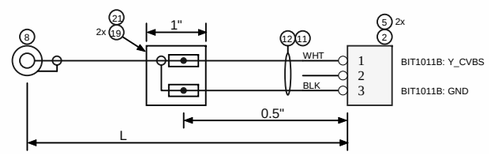

-20

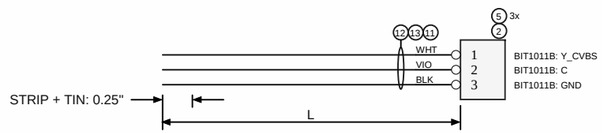

-21

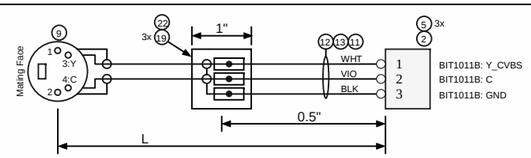

-30

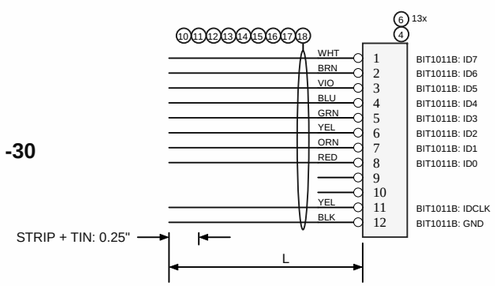

-31

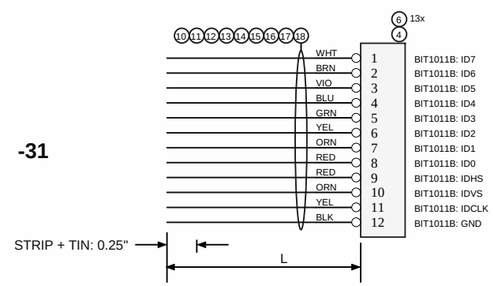

-40

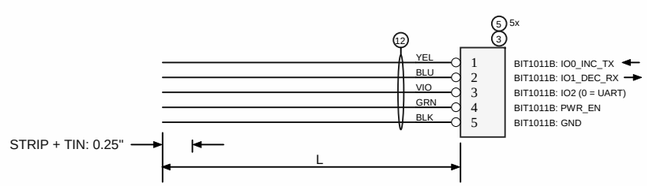

PART NUMBERS

STANDARD (STOCKED: yz = blank)				CUSTOM
L = 50mm	L = 100mm	L = 150mm	L = 200mm	L = VAR
A002-0056-00-50yz	A002-0056-00-100yz	A002-0056-00-150yz	A002-0056-00-200yz	A002-0056-00-Lxyz
A002-0056-01-50yz	A002-0056-01-100yz	A002-0056-01-150yz	A002-0056-01-200yz	A002-0056-01-Lxyz
A002-0056-10-50yz	A002-0056-10-100yz	A002-0056-10-150yz	A002-0056-10-200yz	A002-0056-10-Lxyz
A002-0056-11-50yz	A002-0056-11-100yz	A002-0056-11-150yz	A002-0056-11-200yz	A002-0056-11-Lxyz
A002-0056-20-50yz	A002-0056-20-100yz	A002-0056-20-150yz	A002-0056-20-200yz	A002-0056-20-Lxyz
A002-0056-21-50yz	A002-0056-21-100yz	A002-0056-21-150yz	A002-0056-21-200yz	A002-0056-21-Lxyz
A002-0056-30-50yz	A002-0056-30-100yz	A002-0056-30-150yz	A002-0056-30-200yz	A002-0056-30-Lxyz
A002-0056-31-50yz	A002-0056-31-100yz	A002-0056-31-150yz	A002-0056-31-200yz	A002-0056-31-Lxyz
A002-0056-40-50yz	A002-0056-40-100yz	A002-0056-40-150yz	A002-0056-40-200yz	A002-0056-40-Lxyz

x = L (in mm)
y: S = STRIPPED, blank = UNSTRIPPED
z: T = TINNED, blank = UNTINNED

-40	-31	-30	-21	-20	-11	-10	-01	-00	BILD PART NUMBER	DESCRIPTION	MFR.	MFR. PART NUMBER	ITEM
			A/R						USE MFR PN	TUBING, HEAT-SHRINK, BLACK, TBD DIA	TBD	TBD	21
					A/R				USE MFR PN	TUBING, HEAT-SHRINK, BLACK, TBD DIA	TBD	TBD	21
							A/R		USE MFR PN	TUBING, HEAT-SHRINK, BLACK, TBD DIA	TBD	TBD	20
			A/R		A/R		A/R		USE MFR PN	TUBING, HEAT-SHRINK, BLACK, TBD DIA	TBD	TBD	19
		A/R							USE MFR PN	WIRE SINGLE 28AWG 7/36 250V PTFE ORN	ALPHA WIRE	2842/7 OR005	18
	A/R	A/R	A/R						USE MFR PN	WIRE SINGLE 28AWG 7/36 250V PTFE YEL	ALPHA WIRE	2842/7 YL005	17
	A/R	A/R	A/R						USE MFR PN	WIRE SINGLE 28AWG 7/36 250V PTFE GRN	ALPHA WIRE	2842/7 GR005	16
	A/R	A/R	A/R						USE MFR PN	WIRE SINGLE 28AWG 7/36 250V PTFE BLU	ALPHA WIRE	2842/7 BL005	15
		A/R	A/R						USE MFR PN	WIRE SINGLE 28AWG 7/36 250V PTFE BRN	ALPHA WIRE	2842/7 BR005	14
	A/R	A/R	A/R	A/R	A/R				USE MFR PN	WIRE SINGLE 28AWG 7/36 250V PTFE VIO	ALPHA WIRE	2842/7 VI005	13
		A/R	A/R	A/R	A/R	A/R	A/R		USE MFR PN	WIRE SINGLE 28AWG 7/36 250V PTFE WHT	ALPHA WIRE	2842/7 WH005	12
	A/R	A/R	A/R	A/R	A/R	A/R	A/R	A/R	USE MFR PN	WIRE SINGLE 28AWG 7/36 250V PTFE BLK	ALPHA WIRE	2842/7 BK005	11
							A/R	A/R	USE MFR PN	WIRE SINGLE 28AWG 7/36 250V PTFE RED	ALPHA WIRE	2842/7 RD005	10
				0.5					USE MFR PN	ASSY, CABLE, DUAL S-VIDEO, 6ft	KALRON	CSVHSMM6	9
						0.5			USE MFR PN	ASSY, CABLE, DUAL RCA - YEL, 1m	L-COM	CTL1R-1	8
							1		USE MFR PN	POWER SUPPLY, LV, WALL PLUG, 5VDC	78172-0002	PSM03A-050-R	7
		13	13						USE MFR PN	CONN TERM CRIMP 28~32AWG	JST	SSH-003T-P0.2	6
	5			3	3	2	2	2	2	USE MFR PN	CONN TERM CRIMP 28~32AWG	MOLEX	78172-0410	5
		1	1						USE MFR PN	CONN HSG PLUG 1.0mm 13POS	JST	SHR-12V-S-B	4
	1								USE MFR PN	CONN HSG PLUG 1.2mm 5POS	MOLEX	78172-0005	3
				1	1	1	1		USE MFR PN	CONN HSG PLUG 1.2mm 3POS	MOLEX	78172-0003	2
							1	1	USE MFR PN	CONN HSG PLUG 1.2mm 2POS	MOLEX	78172-0002	1

COMPONENT VALUES FOR REFERENCE ONLY. SEE B.O.M. FOR ACTUAL

FILE: C:\Bild\OPR\Eng\CID\A\EE\Proj\002\Cables\-0056\-0055 SCH\Rev A\AD14\A002-0056_A.SchDoc
THIS DOCUMENT CREATED USING ALTIUM

PRINTED DOCUMENTS ARE UNCONTROLLED.

REFER TO ELECTRONIC MASTER

FOR THE LATEST REVISION.

NEXT ASSY	USED ON

APPLICATION

CONTRACT NO.

DR	ProjectEngineer	12/22/2020
CHK		
EE PM		
PE		
QA		
MFG		
PC		
APVD		

bild INNOVATIVE TECHNOLOGY
2656 W Montrose Ave
Suite 230
Chicago, IL 60618

CABLES, INTERFACE, BIT1011B

SIZE	CAGE	DWG NO.	REV
B	855M5	A002-0056	A

Proprietary Information of Bild Innovative Technology LLC

SHEET 1 OF 1